

IKON™

CLASSIC SERIES | SMOOTH FINISH WALL | LARGE SRW



UNITS




BLOCK

39.4w x 6.7h x 14d in
1000w x 170h x 355d mm
Units/bundle: 9


COPING

39.4w x 6.7h x 14d in
1000w x 170h x 355d mm
Units/bundle: 9


BUNDLE OVERVIEW



COLOURS

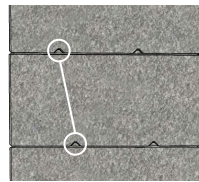


Grey



Ultra Black

OFF-SET LOCKING SYSTEM



VERTICAL



Alternate the direction of units each row. Off-set locking feature align to create vertical finish.

30 MM OFF-SET

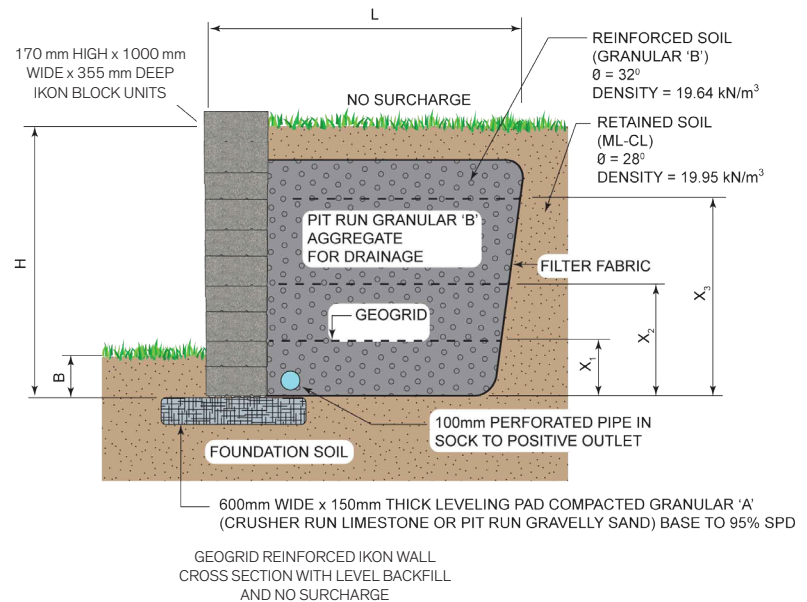


Install units in the same direction. Off-set locking feature creates a 30 mm set back.

BUNDLE SPECIFICATIONS

	IMPERIAL	METRIC
Coverage	16.5 ft ²	1.53 m ²
Lineal coverage	29.53 ft	9 m
Weight	2745 lbs	1245 kg
Weight per unit	305 lbs	138.3 kg
Coverage per unit	1.83 ft ²	0.17 m ²
Lineal coverage per unit	3.28 ft	1 m

TYPICAL CROSS SECTION



NOTES

Large format segmental retaining wall with a double-sided smooth finish. Units can be reversed to set-back the wall system.

Engineering details and services available for the Ikon™ wall system, email sales@bestwaystone.com for details.