




UNIT



23.62 x 23.62 x 2 in
600 x 600 x 50 mm
Units/bundle: 20

BUNDLE OVERVIEW




COLOURS



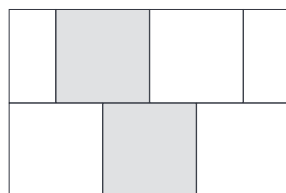
BUNDLE SPECIFICATIONS

	IMPERIAL	METRIC
Coverage	77.49 ft ²	7.2 m ²
Weight	1852 lbs	840 kg
Units	20	
Coverage per unit	3.87 ft ²	0.36 m ²
Lineal coverage	39.37 ft	12 m
Lineal coverage per unit	1.97 ft	0.6 m

PATTERNS



Tile Joint



1/2 Off-Set

NOTES

Large format slab that adds a contemporary finish to any patio, poolside, walkway or rooftop application. Sold in full bundles only. For pedestrian use only. When installing slabs on a pedestal set, ensure to consider load requirements. Refer to a project engineer for specific considerations.

Plate tamper not recommended.

60 mm available by special order.