

PRISMA™



SIGNATURE SERIES | 60 mm

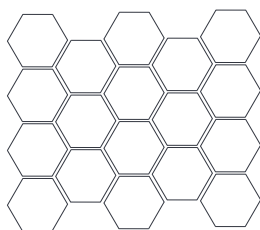


UNITS



7.76 x 8.96 x 2.36 in
 197 x 227.5 x 60 mm
 Units/bundle: 162
 Units/layer: 18


BUNDLE OVERVIEW



COLOURS



Carrara

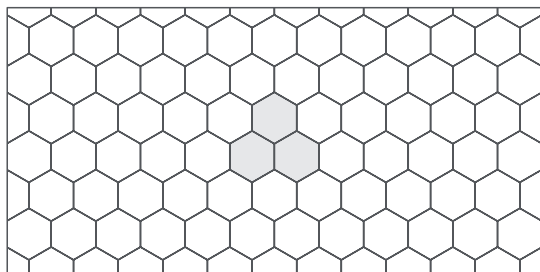


Ultra Black

BUNDLE SPECIFICATIONS

	IMPERIAL	METRIC
Coverage	58.57 ft ²	5.44 m ²
Weight	1620 lbs	735 kg
Layers	9	
Coverage per layer	6.51 ft ²	0.60 m ²

PATTERNS



NOTES

The Prisma paver blends timeless aesthetics with a modern twist, ideal for cutting-edge hardscape designs. Its elongated hexagonal form brings a distinctive geometric flair to landscaping, seamlessly integrating with various contemporary outdoor areas. Elevating projects, Prisma introduces chic style and dimension.